

CHESTERFIELD COUNTY AT A GLANCE

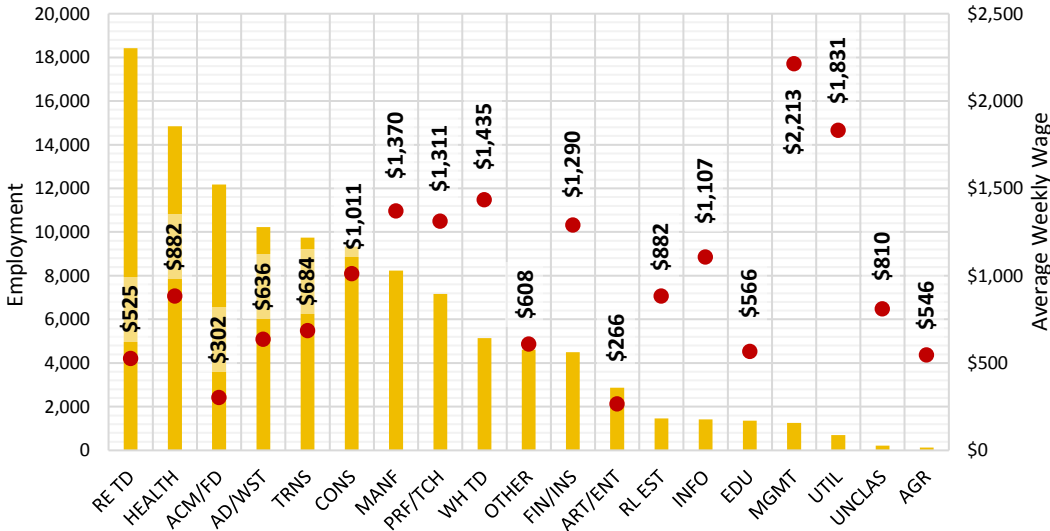
2016 ECONOMIC ANALYSIS REPORT HIGHLIGHTS



employment & average weekly wage:

339,009 2016 population est. **180,031** labor force **113,831** Private jobs* **24.41%** of regional total

Chesterfield County Percent of Total Employment and Average Weekly Wage (Private) 2nd Quarter 2016

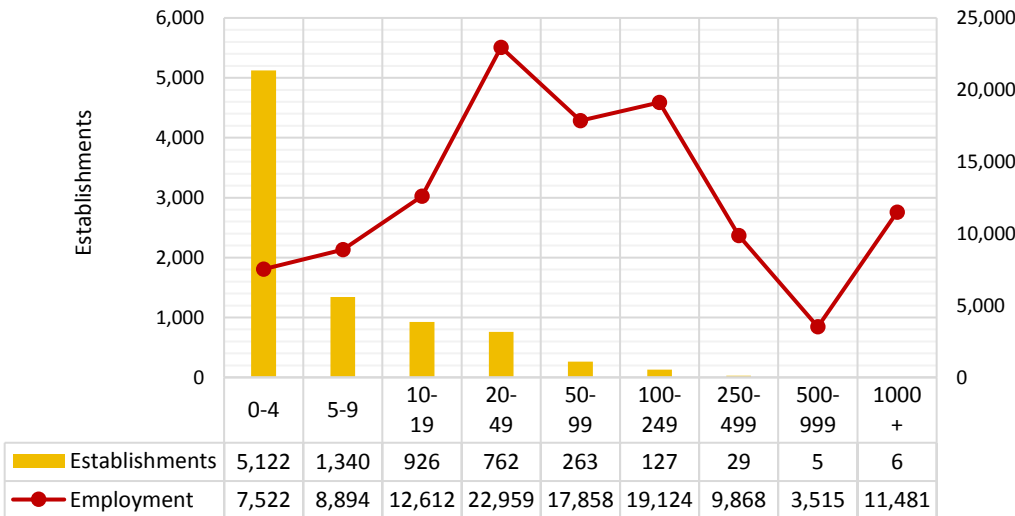


Abbreviation	Sector
AGR	Agriculture, forestry, fishing and hunting
MINE	Mining
UTIL	Utilities
CONS	Construction
MANF	Manufacturing
WH TD	Wholesale trade
RE TD	Retail trade
TRNS	Transportation and warehousing
INFO	Information
FIN/INS	Finance and insurance
RL EST	Real estate and rental and leasing
PRF/TCH	Professional and technical services
MGMT	Management of companies and enterprises
AD/WST	Administrative and waste services
EDU	Educational services
HEALTH	Health care and social assistance
ART/ENT	Arts, entertainment and recreation
ACM/FD	Accommodation and food services
OTHER	Other services, except public administration (Government)

Source: VA Labor Market Information Quarterly Census of Employment and Wages QCEW (2nd Quarters);
 (*) - Private jobs total (includes sectors with unreportable numbers that were not used for LQ and Shift Share Analysis)

business size:

Private Business Size by Employees & Number of Establishments (2nd Quarter 2016)





CHESTERFIELD COUNTY AT A GLANCE

2016 ECONOMIC ANALYSIS REPORT HIGHLIGHTS

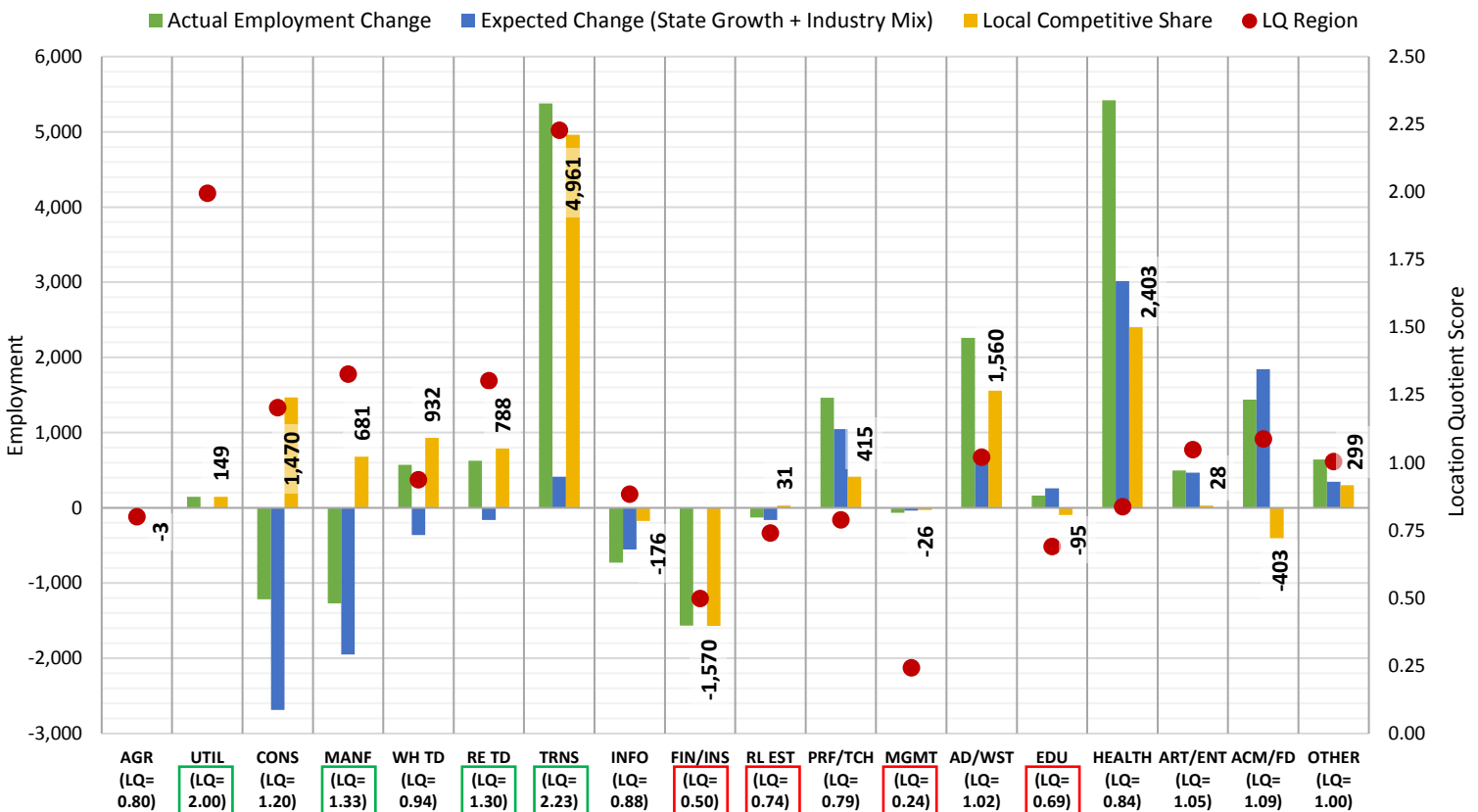
top private employers: basic industries by strength:

- (1) Amazon Com KYDC Inc
- (2) HCA Virginia Health System
- (3) U.P.S.
- (4) E.I. DuPont De Nemours Company
- (5) Wal Mart
- (6) Kroger
- (7) Hill Phoenix
- (8) Bon Secours Richmond Health System
- (9) Anteon Corporation
- (10) Capital One Bank
- (11) Food Lion
- (12) Martin's Food Market
- (13) Honeywell International, Inc.
- (14) YMCA
- (15) Interpsan Inc

- (1) Freight Transportation Arrangement
- (2) Soap, Cleaning Compound, and Toilet Preparation
- (3) Natural Gas Distribution
- (4) Basic Chemical Manufacturing
- (5) Alumina and Aluminum Production and Processing
- (6) Other Fabricated Metal Product Manufacturing
- (7) Chemical and Allied Products Merchant Wholesalers
- (8) Boiler, Tank, and Shipping Container Manufacturing
- (9) Waste Collection
- (10) Other General Purpose Machinery Manufacturing
- (11) Waste Treatment and Disposal
- (12) Software Publishers
- (13) Nonresidential Building Construction
- (14) Technical and Trade Schools
- (15) Electronic and Precision Equipment Repair and Maintenance

Location Quotient and Shift Share Analysis

Regional Level Location Quotient and Simplified Shift Share Analysis: Chesterfield County
(Private, selected 2nd Quarters 2006-2016)



Note: LQ scores in green boxes – basic sector; LQ scores in red boxes – non-basic sector; the rest meets the needs of the local population