


Demographic Trends

Since 2000...




31%

increase in population since 2000. As of 2017, the county is home to about 340,000 people.



90%

increase in 65 and older population. This age wave is projected to continue as Baby Boomers age.



234%

increase in Hispanic or Latinos. Chesterfield has become more racially and ethnically diverse.




55%

increase in the number of college graduates. Today 45% of the population older than 25 has a college degree.



13%

decrease in median household income when adjusting for inflation. This figure is \$72,609 as of 2015.



52%

increase in non-family households. Today, two-thirds of county households do not have children.